

Varied Fluency

Step 5: Measure Capacity 1

National Curriculum Objectives:

Mathematics Year 3: (3M1c) [Compare volume/capacity \(l/ml\)](#)

Mathematics Year 3: (3M2c) [Measure volume/capacity \(l/ml\)](#)

Differentiation:

Developing Questions to support measuring capacity. Using the same unit of measure – ml or l. Using scales of measure that increase by 1 or 100. All increments labelled and all answers on labelled increments.

Expected Questions to support measuring capacity. Using two units of measure – ml or l. Using scales of measurement that increase by 1, 50 or 100. Some scales with every other increment labelled.

Greater Depth Questions to support measuring capacity. Using two units of measure ml and l. Using scales of measurement that increase by 1, 2, 50, 100 or 200. Most increments are unlabelled on the scales, and some measurements may fall in between increments.

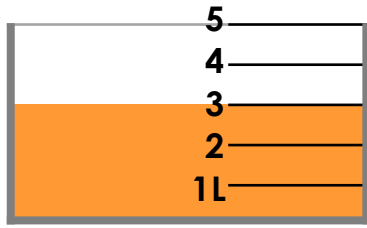
More [Year 3 Mass and Capacity](#) resources.

Did you like this resource? Don't forget to [review](#) it on our website.

Measure Capacity 1

Measure Capacity 1

1a. Complete the sentence.

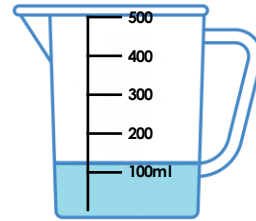


The capacity is litres.



VF

1b. Complete the sentence.

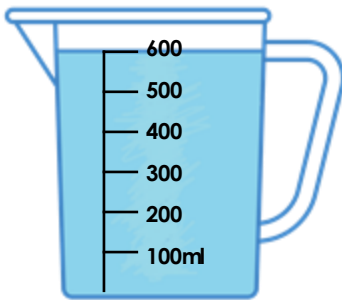


The capacity is millilitres.



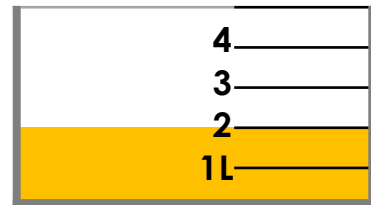
VF

2a. True or false? There are 600L of liquid in the jug.




VF

2b. True or false? There are 2L of liquid in the container.




VF

3a. Draw an arrow to show the water level for a volume of 400ml.



VF

3b. Draw an arrow to show the water level for a volume of 3L.



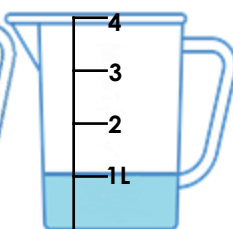
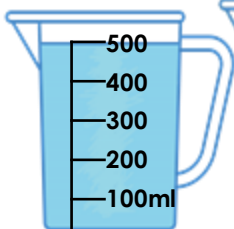
VF

4a. Match the volumes to the correct containers.

A

B

C



1L

500ml

100ml



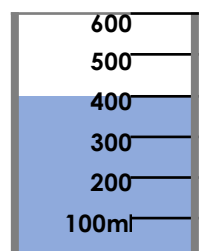


VF

4b. Match the volumes to the correct containers.

A

B

C



2L

300ml

400ml

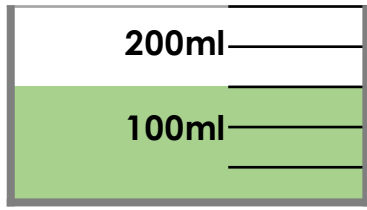


VF

Measure Capacity 1

Measure Capacity 1

5a. Complete the sentence.



The capacity is millilitres.



VF

5b. Complete the sentence.



The capacity is litres.



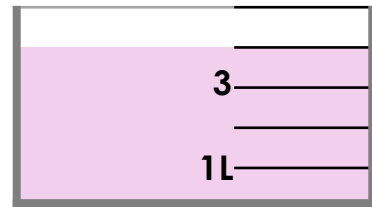
VF

6a. True or false? There are 7L of liquid in the jug.




VF

6b. True or false? There are 4L of liquid in the container.



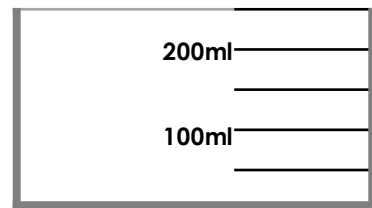
VF

7a. Draw an arrow to show the water level for a volume of 400ml.



VF

7b. Draw an arrow to show the water level for a volume of 150ml.



VF

8a. Match the volumes to the correct containers.

A

B

C



1L

100ml

250ml



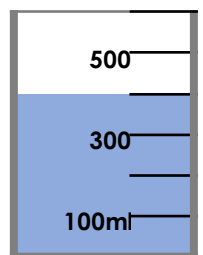
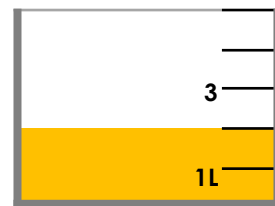
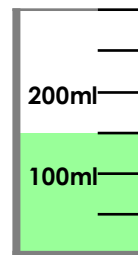
VF

8b. Match the volumes to the correct containers.

A

B

C



2L

150ml

400ml

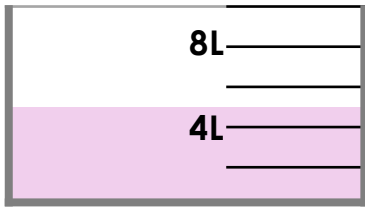


VF

Measure Capacity 1

Measure Capacity 1

9a. Complete the sentence.



The capacity is litres.



VF

9b. Complete the sentence.



The capacity is millilitres.



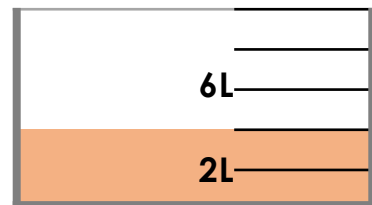
VF

10a. True or false? There are 200ml of liquid in the jug.



VF

10b. True or false? There are 4ml of liquid in the container.




VF

11a. Draw an arrow to show the water level for a volume of 250ml.



VF

11b. Draw an arrow to show the water level for a volume of 500ml.



VF

12a. Match the volumes to the correct containers.

A

B

C



1L

250ml

100ml



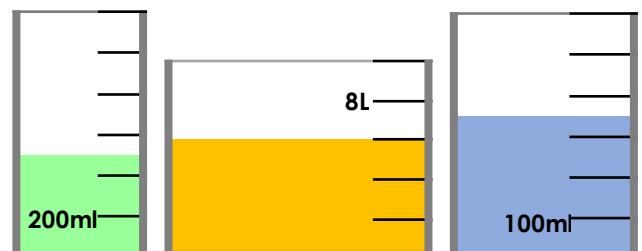
VF

12b. Match the volumes to the correct containers.

A

B

C



6L

500ml

350ml



VF

Varied Fluency Measure Capacity 1

Developing

- 1a. 5L
- 2a. False. There are 600ml.
- 3a. Arrow drawn at 4th increment from the bottom.
- 4a. A = 500ml, B = 100ml, C = 1L.

Expected

- 5a. 250ml
- 6a. False. There are 6L.
- 7a. Arrow drawn at 4th increment from the bottom.
- 8a. A = 250ml, B = 100ml, C = 1L.

Greater Depth

- 9a. 10L
- 10a. False. There are 300ml.
- 11a. Arrow drawn between 2nd and 3rd increments from the bottom.
- 12a. A = 250ml, B = 100ml, C = 1L.

Varied Fluency Measure Capacity 1

Developing

- 1b. 500ml
- 2b. True.
- 3b. Arrow drawn at 3rd increment from the bottom.
- 4b. A = 300ml, B = 2L, C = 400ml.

Expected

- 5b. 7L
- 6b. True.
- 7b. Arrow drawn at 3rd increment from the bottom.
- 8b. A = 150ml, B = 2L, C = 400ml.

Greater Depth

- 9b. 350ml
- 10b. False. There are 4L.
- 11b. Arrow drawn between 2nd and 3rd increments from the bottom.
- 12b. A = 500ml, B = 6L, C = 350ml