

Varied Fluency

Step 2: Measure Mass 2

National Curriculum Objectives:

Mathematics Year 3: (3M2b) [Measure mass \(kg/g\)](#)

Mathematics Year 3: (3N1b) [Count from 0 in multiples of 4, 8, 50 and 100](#)

Differentiation:

Developing Questions to support measuring mass using mixed measurements of kg and g. Using measurements in multiples of 100. All increments labelled.

Expected Questions to support measuring mass using mixed measurements of kg and g. Using measurements in multiples of 50 and 100. Every other increment labelled.

Greater Depth Questions to support measuring mass using mixed measurements of kg and g. Using measurements in multiples of 50 and 100. Only kg increments labelled, all g increments unlabelled.

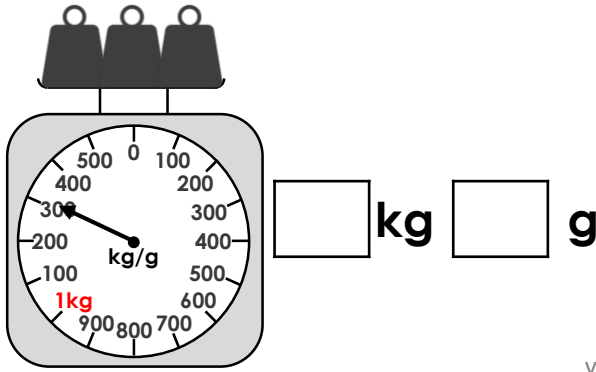
More [Year 3 Mass and Capacity](#) resources

Did you like this resource? Don't forget to [review](#) it on our website.

Measure Mass 2

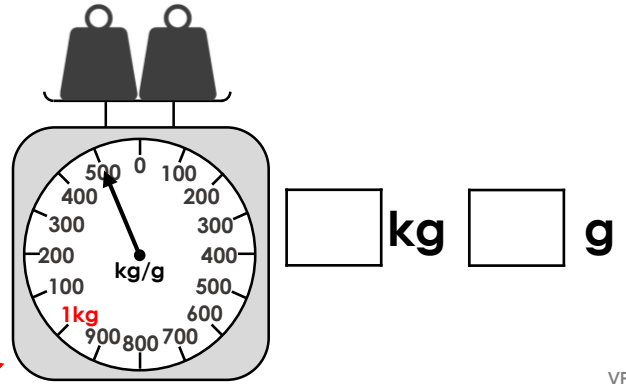
Measure Mass 2

1a. What weight do the scales show?



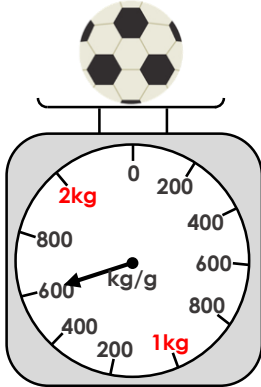
VF

1b. What weight do the scales show?



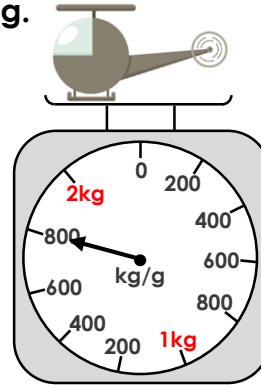
VF

2a. True or false? The ball weighs 1kg and 500g.



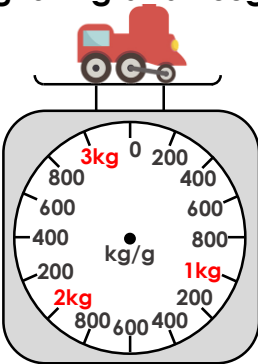
VF

2b. True or false? The helicopter weighs 1kg and 800g.



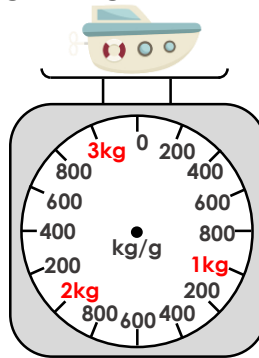
VF

3a. Draw an arrow on the scales to show the train weighs 2kg and 200g.



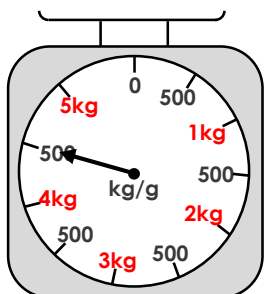
VF

3b. Draw an arrow on the scales to show the boat weighs 1kg and 600g.

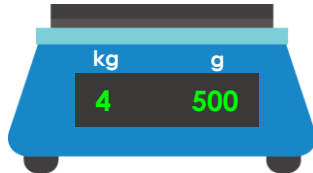


VF

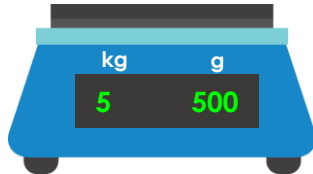
4a. Match the mass on the scales to the correct digital scale.



A.

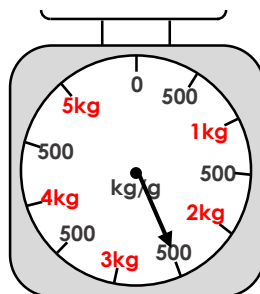


B.

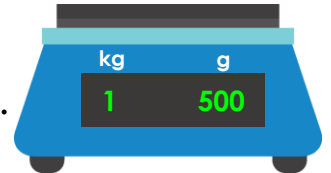


VF

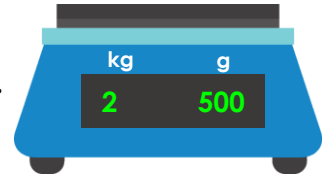
4b. Match the mass on the scales to the correct digital scale.



A.



B.

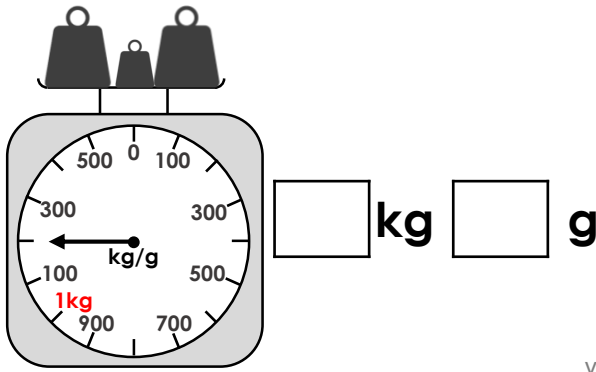


VF

Measure Mass 2

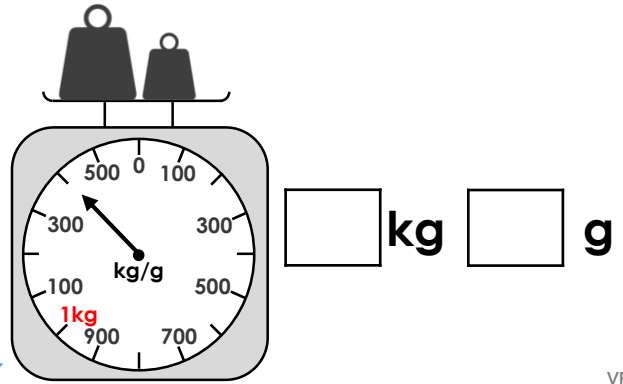
Measure Mass 2

5a. What weight do the scales show?



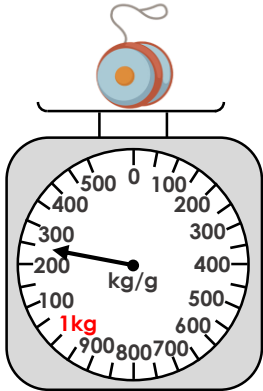
VF

5b. What weight do the scales show?



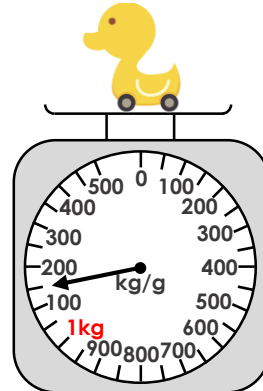
VF

6a. True or false? The yo-yo weighs 1kg and 250g.



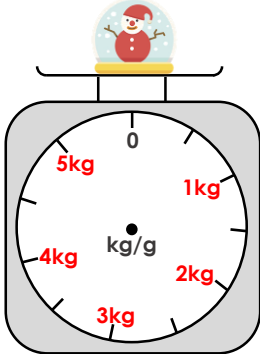
VF

6b. True or false? The duck weighs 1kg and 50g.



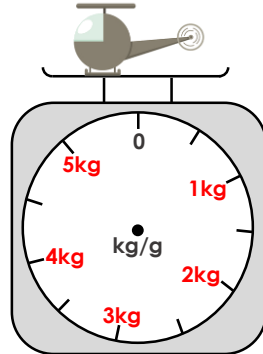
VF

7a. Draw an arrow on the scales to show the snow globe weighs 3kg and 500g.



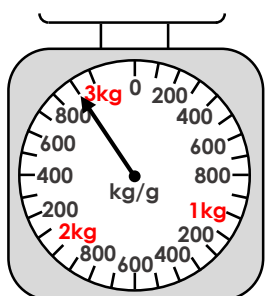
VF

7b. Draw an arrow on the scales to show the helicopter weighs 4kg and 500g.

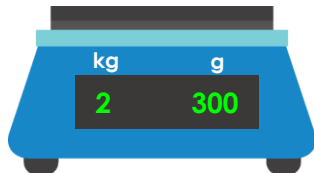


VF

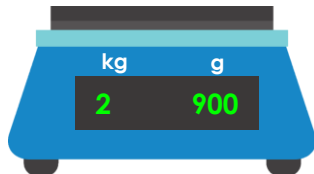
8a. Match the mass on the scales to the correct digital scale.



A.

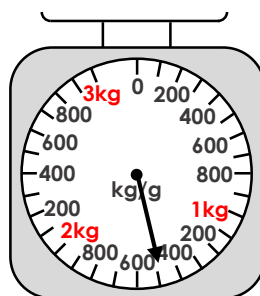


B.

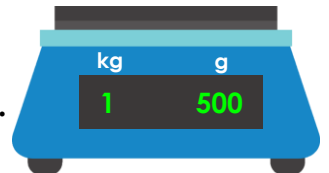


VF

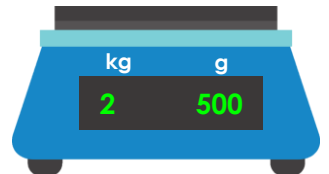
8b. Match the mass on the scales to the correct digital scale.



A.



B.

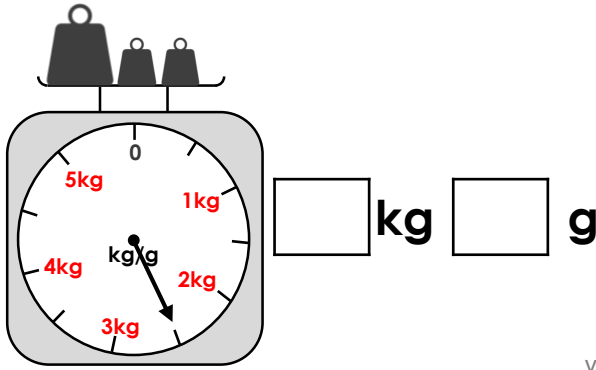


VF

Measure Mass 2

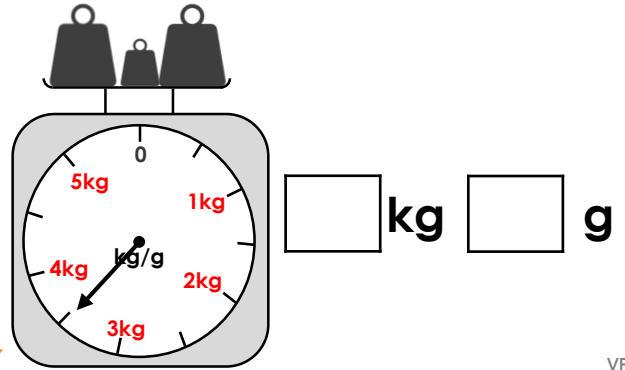
Measure Mass 2

9a. What weight do the scales show?



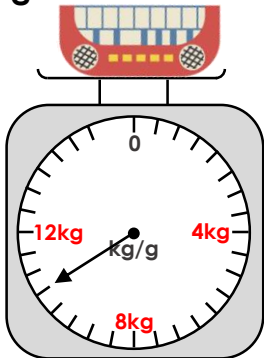
VF

9b. What weight do the scales show?



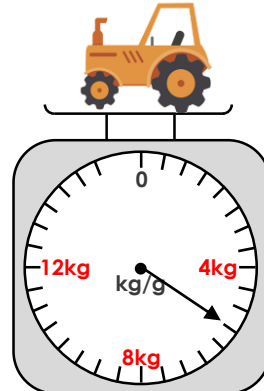
VF

10a. True or false? The keyboard weighs 11kg and 500g.



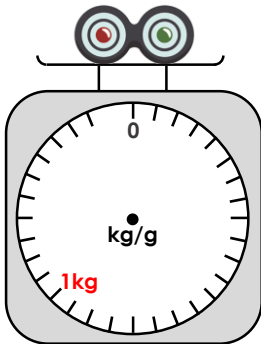
VF

10b. True or false? The tractor weighs 5kg and 500g.



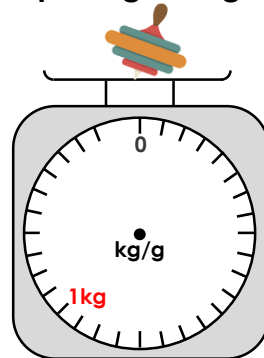
VF

11a. Draw an arrow on the scales to show the spinner weighs 1kg and 50g.



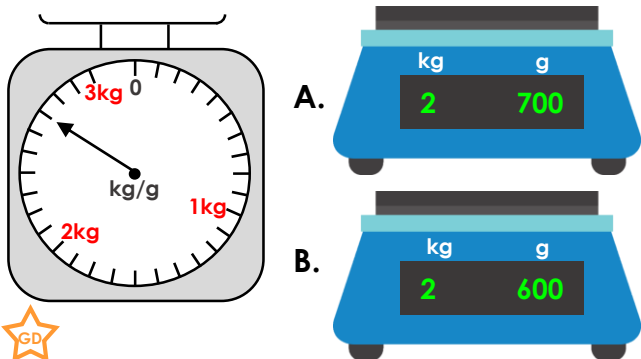
VF

11b. Draw an arrow on the scales to show the spinning top weighs 1kg and 450g.



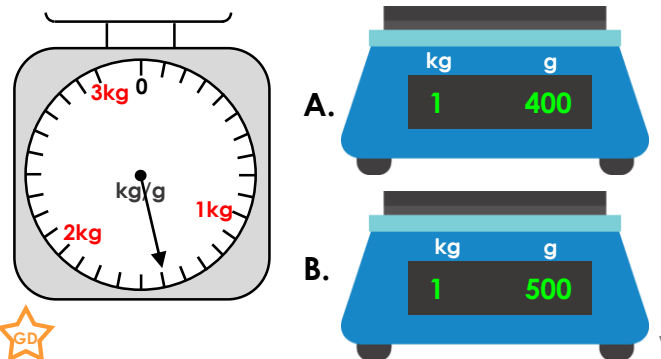
VF

12a. Match the mass on the scales to the correct digital scale.



VF

12b. Match the mass on the scales to the correct digital scale.

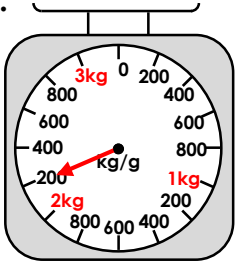


VF

Varied Fluency Measure Mass 2

Developing

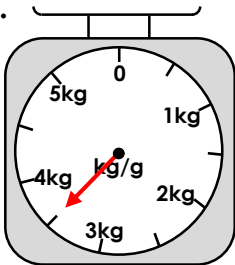
- 1a. **1kg and 300g**
2a. **False, it shows 1kg and 600g.**
3a.



4a. **A**

Expected

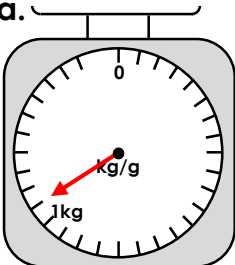
- 5a. **1kg and 200g**
6a. **True**
7a.



8a. **B**

Greater Depth

- 9a. **2kg and 500g**
10a. **False, it shows 10kg and 500g.**
11a.

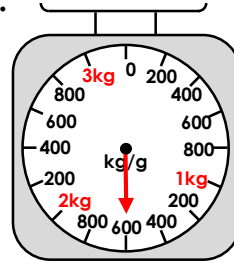


12a. **A**

Varied Fluency Measure Mass 2

Developing

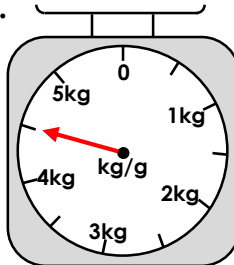
- 1b. **1kg and 500g**
2b. **True**
3b.



4b. **B**

Expected

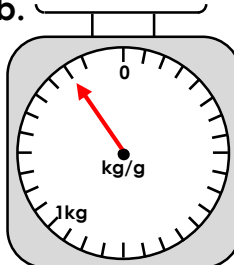
- 5b. **1kg and 400g**
6b. **False, it shows 1kg and 150g.**
7b.



8b. **A**

Greater Depth

- 9b. **3kg and 500g**
10b. **True**
11b.



12b. **B**