

Year 2

Statistics

Name _____

1 Rosie draws a tally chart for the hair colour of the children in her class.

| Hair colour | Tally | Number |
|-------------|-------|--------|
| Brown | | |
| Blonde | | 11 |
| Black | | 6 |
| Ginger | | 2 |

How many children have brown hair?

_____ children

1 mark

Complete the tally for children with blonde hair.

1 mark

How many children are in Rosie's class?

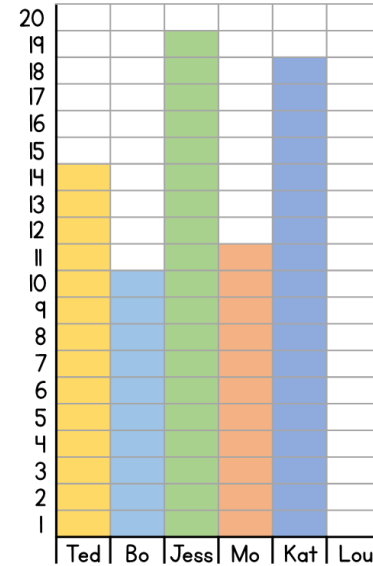
_____ children

1 mark

2

The children in class 2 have a competition. They count how many balls go through a hoop in 1 minute.

The diagram shows the results.



Who gets the most balls through the hoop?

1 mark

How many more balls does Kat get through the hoop than Mo?





1 mark

Lou gets 5 balls through the hoop.

Show this information on the block diagram.

1 mark

- 3 The pictogram shows how much money 4 children have in their money box.

| Child | Money |
|-------|---|
| Teddy |  |
| Jack |  |
| Eva |  |
| Dora |  |

Each  represents £5

How much money does Jack have?

£ _____

1 mark

How much more money does Dora have than Eva?

£ _____




1 mark

If Teddy spends £5, how much money does he have left?

£ _____

1 mark

- 4 The pictogram shows how many eggs some chickens lay each day.

| Day | Number of eggs |
|-----------|---|
| Monday |  |
| Tuesday |  |
| Wednesday |  |
| Thursday | |
| Friday | |

Each  represents 2 eggs.

How many eggs were laid on Wednesday?

_____ eggs

1 mark

On Thursday, the chickens lay 4 eggs.

On Friday, the chickens lay one more egg than they do on Thursday.

Complete the pictogram.

2 marks

Circle how confident you feel with statistics.

1 2 3 4 5
Not Very
confident confident