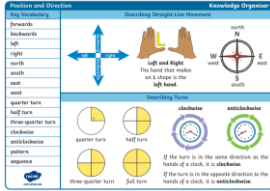
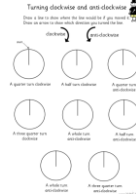




# WHAT'S ALL THE FUSS ABOUT CORNWALL?

This week's focus question: Did Pirates Roam the Cornish Sea?  
This week's Maths focus : Position and Direction/Co-ordinates

	ENGLISH	MATHS	ENQUIRY	ACTIVE
S E S S I O N  1	<p>Cornwall is known for its tales of smuggling, shipwrecks and piracy. We will be learning about some 'notorious' villains this week. So, let's get our 'pirate lingo' on!</p> <p><b>Key Vocabulary for the week:</b></p> <p>"Aye"            Jolly Roger</p> <p>booty            "Avast Ye"</p> <p>grog              bounty</p> <p>cutlass          doubloons</p> <p>scallywag      mutiny</p> <p><b>ACTIVITY:</b> Look up the meanings for the words above (and any other you like the sound of). <a href="https://www.piratevoyages.com/pirate-lingo/">https://www.piratevoyages.com/pirate-lingo/</a></p> <p><b>CAN YOU COME UP WITH SOME PHRASES YOU MIGHT SAY IF YOU WERE A PIRATE?</b></p> <p><b>Ext:</b> The right of 'PARLAY' is particularly important to a pirate. Can you find out what it means?</p> <p>'SCURVY' was something a pirate/smuggler did not want to get. Find out what this is.</p>	<p>This week, we are going to look at different ways a pirate/smuggler could read a map using a range of positional and directional language. <b>TAKE A LOOK AT THE VOCABULARY. THIS ORGANISER WILL HELP YOU TO COORDINATE YOUR ACTIONS!</b> (bigger version below grid)</p> <p>Today, we are looking at the language <b>clockwise, anticlockwise, quarter, half, three quarters and full turn.</b></p> <p><b>Watch intro:</b> <a href="https://www.bbc.co.uk/bitesize/clips/ziyb9j6">https://www.bbc.co.uk/bitesize/clips/ziyb9j6</a></p>  <p><b>ACTIVITY:</b> Go through the <b>power point</b> and then look at this sheet. Either print out and draw in the new lines or tell an adult where you put them. (Blog)</p>  <p><b>Ext:</b> Ask a grown up to call out an object in the room. Can you give out directions from where you are standing using the vocabulary on the chart (quarter turn/anticlockwise etc)?</p> <p><b>TIP: Hold the organiser in front of you to help you turn!</b></p>	<p style="text-align: center;"><b>HISTORY</b></p> <p>We are looking into the history of Cornish piracy and smuggling this week. <b>Why do you think people 'smuggled' and went 'treasure seeking?'</b></p> <p style="text-align: center;"><b>Watch this intro:</b> <a href="https://www.youtube.com/watch?v=kEMpm053eko">https://www.youtube.com/watch?v=kEMpm053eko</a></p> <p>Now let's read about two of the families mentioned - the aristocratic Killigrew's and Polperro's Zephania Job as well as a man nicknamed 'The King of Prussia' (<b>SESSION 1 ENQUIRY</b> attached to blog)</p> <p><b>ACTIVITY:</b> RESEARCH SOME FACTS AND CREATE A FACT SHEET ABOUT PIRATES AND SMUGGLERS! <a href="https://www.dkfindout.com/uk/history/pirates/">https://www.dkfindout.com/uk/history/pirates/</a> <a href="https://www.squizzes.com/pirate-facts/">https://www.squizzes.com/pirate-facts/</a></p> <p>Listen to a folk song about Polperro's very own smuggler, Zephaniah Job <a href="https://www.youtube.com/watch?v=1cbBo12kSuQ">https://www.youtube.com/watch?v=1cbBo12kSuQ</a></p> 	<p style="text-align: center;"><b>60 SECOND WEEKLY CHALLENGE</b></p> <p style="text-align: center;"><b>SOCKS IN A BOX</b></p> <p style="text-align: center;"><b>60 Second Challenge</b> Socks in the Box</p> <p><b>The Physical Challenge</b> How many socks can you pair up and put in the box in 60 seconds? Place unpaired socks 5 steps away from a box. Players run, match up a pair of socks and place them in the box. <b>#StayHomeStayActive</b></p>  <p><b>Equipment</b> Socks and a Box! If you do not have a box use a bowl. Throw in unpaired socks as red herrings.</p> <p><b>Achieve Gold</b> 20 pairs of socks</p> <p><b>Achieve Silver</b> 15 pairs of socks</p> <p><b>Achieve Bronze</b> 10 pairs of socks</p>

This week's focus question: Did Pirates Roam the Cornish Sea?  
 This week's Maths focus : Position and Direction/Co-ordinates

**COMPREHENSION**



Click the link to *Pobble 365 'The Strange Ship'*

<https://www.pobble365.com/the-strange-ship>

Answer the questions in Question Time!

**Question time!**


- What is it that is so strange about the ship?
- Who do you think the crew are?
- How old do you think the ship is?
- What do you think the number 13 on the flag means?
- What do you think the bell is used for?
- Is there anything else strange that you notice about the picture?

**ACTIVITY:** Then draw what you think the Captain of the ship looks like.

**Ext:** Use **2A** sentences to write a short character description. (He has **dark, evil** eyes with a **shiny, black** eyepatch over one of them.)

Have a go at following a set of directions.  
 Work out which object you land on!

**(SESSION 2 - Attached to blog)**



CHOOSE WHICH SET OF DIRECTIONS YOU WANT TO ATTEMPT.

Do a quick times table practise when you've finished!

<https://www.timestables.co.uk/speed-test/>

**SCIENCE - MATERIALS**

A PIRATE/SMUGGLER'S SHIP NEEDED TO BE SOLID, WATERTIGHT AND BOUYANT (ABLE TO FLOAT).

Some materials are perfect for the job whilst others do not have the correct properties to keep a vessel afloat.

**ACTIVITY:** Select various materials around your house (recycling bin is a good place to start) and investigate which would be the best to make a boat. Follow the instructions attached:



EXTENSION:

WHY NOT MAKE SOME PIRATE DOUBLOONS TO GO ON YOUR SHIP!

(both experiments attached to the blog)

Choose 1 activity:

- Super Movers
- iMovers

PLUS:

Let's Dance!

[https://www.youtube.com/playlist?list=PLJnn5H8Y\\_tYE3LdXoJIG\\_azMC2I5TjCON](https://www.youtube.com/playlist?list=PLJnn5H8Y_tYE3LdXoJIG_azMC2I5TjCON)

S  
E  
S  
S  
I  
O  
N  
2

This week's focus question: Did Pirates Roam the Cornish Sea?  
 This week's Maths focus : Position and Direction/Co-ordinates

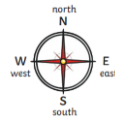
**READING COMPREHENSION**

Step 4 Extending Reading Skills

**A Pirate's Life for Me**

A pirate's life was a tiresome one,  
 Spent long on the open sea,  
 But when they spotted another boat  
 They'd plunder and pillage with glee.  
 They took all the riches from other ships,  
 Who happened to pass them by;  
 Gold and silver and precious gems –  
 Crossbones flapping on high.

A pirates' language is fun to learn,  
 With lots of 'ayes' and 'arrrrs!'  
 'Me' means my and 'ye' means you –  
 Try saying that with scars!  
 'Booty' is treasure; 'blimey' means wow  
 And 'dungrbie' is your rear end!  
 'Hornswaggie' means cheat, 'ahoy'  
 is hello,  
 Yet most of them tend to offend!



To remember their order I say,  
 “Naughty **E**lephants **S**quirt **W**ater”

Can you think of a better way to remind yourself of their order?

Instead of turning, or using up/down/left/right, we are going to use the compass language of North/South/East and West

**ACTIVITY:** complete the worksheet **attached to the blog**. Three versions are attached (in case you have learnt NE/SE/SW/NW directions), select the one appropriate for you.

**Compass Directions**

North	North East	East	South East	South	South West	West	North West

**Compass directions: the maze**

- From the start (square 1) square 1 appears. Where are you now?
- Go east 3 squares. Where are you now?
- Go south 4 squares. Where are you now?
- Go west 4 squares. Where are you now?
- Go east 3 squares. Where are you now?
- Start at the school. How do you get to the tree house?
- Give directions from the dentist to the toy shop.

S  
E  
S  
S  
I  
O  
N  
3

Read the attached reading comprehension and complete the questions.

Then:  
 Find out some fun pirate facts (if you didn't manage to do it during Enquiry Session 1):

<https://www.dkfindout.com/uk/history/pirates/>

<https://www.squizzes.com/pirate-facts/>

**ART/DT:**

The Jamaica Inn is a coaching inn on Bodmin Moor which is associated with smuggling. It is remote, isolated and a perfect hideaway for smugglers to stash their loot and pick up later.

Click on the link to find out more:  
<https://www.jamaicainn.co.uk/history>

**ACTIVITY:** Imagine you are a famous smuggler. Draw/paint a picture of yourself and your crew approaching the mysterious Jamaica Inn with your booty!



OR

CREATE YOUR OWN PIRATE HOARD. Collect a few items which are important to you (favourite toy, jewel/pebble etc.) Put them in a 'treasure chest' then hide it in the house/garden. Then design your own pirate treasure map. Give the map to a person in your house to see if they can find your stash!



Try some activities from




**#ThisIsPE**

[https://www.youtube.com/playlist?list=PLYGRaluWWTojV3An2WEgsQ4qGFy\\_91jDL](https://www.youtube.com/playlist?list=PLYGRaluWWTojV3An2WEgsQ4qGFy_91jDL)



You can choose from lots of different skills. How fast are you at Fast Feet?

This week's focus question: Did Pirates Roam the Cornish Sea?  
 This week's Maths focus : Position and Direction/Co-ordinates

<p style="writing-mode: vertical-rl; transform: rotate(180deg);">SESSION 4</p>	<p style="text-align: center;"><b>SPaG</b></p> <p>We are going to learn how to improve the verbs (actions) in our sentences this week by adding in a double-adverb!  <b>Can you remember what an adverb is?</b>                  Look up the meaning.</p> <div style="border: 1px solid black; padding: 5px; margin: 10px 0;"> <p style="text-align: center;"><b>Double ly ending sentences</b></p> <p style="text-align: center;">Double ly ending sentences end with two adverbs, after a verb:</p> <p>He swam <i>slowly</i> and <i>cautiously</i>.</p> <p>She searched <i>frantically</i> and <i>determinedly</i>.</p> <p><i>Joyfully</i> and <i>purposefully</i>, they hurried along.</p> <p style="text-align: center;">2 adverbs                  verb</p>  </div> <p>Look at these sentences. By using two adverbs ending in -ly, the writer has given us an image of 'how' something is done.</p> <p>4 Study the 'HOW' section of the adverb mat (attached). What letters does each word end in?</p> <p>Choose two words from the list to complete this sentence:</p> <p>The pirate ship sailed _____ and _____.</p> <p><b>ACTIVITY:</b> Complete the attached sentences, adding in double -ly adverbs.</p>	<p>Pirates/Smugglers used to follow Coordinates to plot their routes when searching for treasure or finding hidden coves to stash their booty. A compass would set them in the right direction, but coordinates would take them to a specific place where X marks the spot!                  Let us look at what we mean by Coordinates.</p> <p><a href="https://www.bbc.co.uk/bitesize/topics/zgthvcw/articles/z96k9qt">https://www.bbc.co.uk/bitesize/topics/zgthvcw/articles/z96k9qt</a></p> <div style="text-align: center;">  </div> <p><b>ACTIVITY 1:</b> Go through the SESSION 4 MATHS powerpoint and locate some places on a map.</p> <p style="text-align: center;">THEN</p> <p><b>ACTIVITY 2:</b> Try reading a Pirate Map's coordinates</p> <div style="text-align: center;">  </div> <p><b>[SESSION 4 MATHS attached to blog]</b></p>	<p style="text-align: center;"><b>HISTORY/GEOG/PSHE/ART:</b></p> <p><i>What is WRECKING and what does it have to do with Cornwall's smuggling history?</i></p> <p><b>Use these sites or research your own.</b></p> <p style="text-align: center;"><a href="https://www.historic-uk.com/CultureUK/Smugglers-Wreckers/">https://www.historic-uk.com/CultureUK/Smugglers-Wreckers/</a></p> <p style="text-align: center;"><a href="http://www.smuggling.co.uk/gazetteer_sw.html">http://www.smuggling.co.uk/gazetteer_sw.html</a></p> <p><b>Activity:</b> If you were a Wrecker, walking the beach looking for 'booty', what would you be excited to find?</p> <p><i>EXAMPLE: A container, wrecked off the coast of Cornwall in 1997, was full of Lego which was still being washed up 10 years later.</i></p> <p><a href="https://www.bbc.co.uk/news/magazine-28367198">https://www.bbc.co.uk/news/magazine-28367198</a></p> <p>What would your treasure look like?                  Maybe it would be a bucket-full of Lego. Draw what your 'perfect booty' would look like.</p>	<p>Choose 1 activity:</p> <ul style="list-style-type: none"> <li>● Joe Wicks (The Body Coach TV) Workout</li> <li>● iMovers</li> </ul> <p style="text-align: center;">PLUS:</p> <p style="text-align: center;"><b>Go Noodle - GoNoodle for Families</b></p> <p style="text-align: center;"><a href="https://family.gonoodle.com/channels/zumba-kids">https://family.gonoodle.com/channels/zumba-kids</a></p>
--	--	---	---	--

This week's focus question: Did Pirates Roam the Cornish Sea?  
 This week's Maths focus : Position and Direction/Co-ordinates

S  
E  
S  
S  
I  
O  
N  
5

**WRITING TASK**

Diary Entry (bigger image below grid)



(Use this link to find your pirate name)  
<https://www.name-generator.org.uk/pirate/>

You are the Pirate Captain of this ship and your map has brought you to this mysterious island as the infamous 'Lost Treasure of Cortez' is said to be buried here. Use the starter below to write a diary entry of what happened to you that day...

*Dear Diary,  
 We finally reached the island today and it is a place I shall not return to again in a hurry. Jim Yellowbelly shouted, "Land Ahoy!" from the Crow's Nest as the sun began to rise. Even though I knew the treasures that awaited us, the sight of the mysterious Dead Man's Island chilled me to my very bones.*


**Success Criteria:**

- past tense verbs (-ed not -t)
- use I (first person)
- use double -ly adverb sentences
- use key 'pirate' vocabulary

Check through your work afterwards and any corrections are your next steps in your writing. (REMEMBER YOUR PUNCTUATION)

**ACTIVITY:** Use the blank coordinate grid (**SESSION 5 MATHS**) to design your own treasure map and create some questions for me to answer!

**TIP: USE YESTERDAY'S SHEET AS A GUIDELINE**



Success Criteria:

- plot (draw) your objects inside a square
- complete the map around your objects
- when writing coordinates, it is letter first (x axis) – comma - then number (y axis) (e.g. H,7)



**DT: Food Preparation**

Scurvy was a nasty disease which many pirates caught due to dark, damp and dirty living conditions and lack of Vitamin C. Thankfully, we don't have to worry about catching Scurvy these days!

**ACTIVITY:** Make a plate of food fit for life at sea. One that is yummy but sure to keep the Scurvy away!

Suggestions:

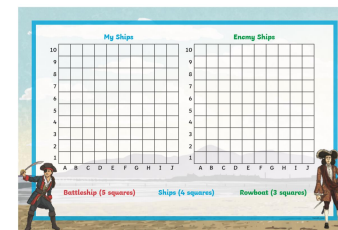
**GROG:** orange/apple/tomato juice or squash

**GRUB:** Chunks of cheese/apple/orange/pineapple/grapes/peppers/strawberries AND a tasty treat of course!

SEND ME A PICTURE OF YOUR 'PIRATE PICNIC'

Or

Use your Co-ordinate knowledge to play Pirate Battleships!



(Info attached to grid)

Choose 1 activity:

- Joe Wicks (The Body Coach TV) Workout
- iMovers

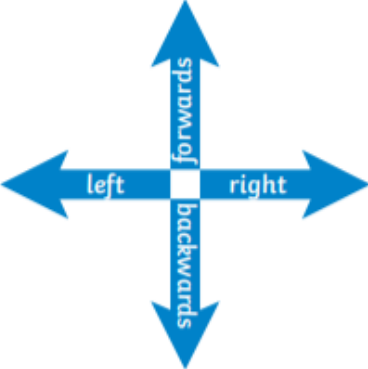

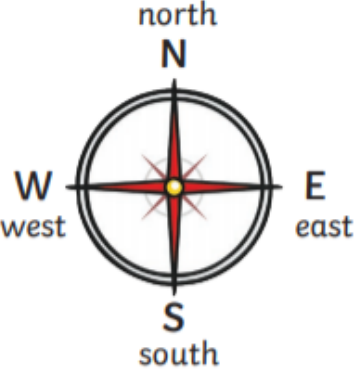






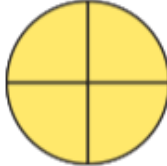
**PLUS:**

<https://www.youthsporttrust.org/pe-home-learning>



CHOOSE AN ACTIVITY AND DOWNLOAD A CHALLENGE CARD!

This week's focus question: Did Pirates Roam the Cornish Sea?  
 This week's Maths focus : Position and Direction/Co-ordinates  
 Session 1 Maths

Position and Direction	Knowledge Organiser			
Key Vocabulary	Describing Straight-Line Movement			
forwards	<div style="display: flex; justify-content: space-around; align-items: center;"> <div style="text-align: center;">  </div> <div style="text-align: center;">  </div> <div style="text-align: center;">  </div> </div>			
backwards				
left				
right				
north				
south				
east				
west				
quarter turn			Describing Turns	
half turn			<div style="display: flex; justify-content: space-around; align-items: center;"> <div style="text-align: center;">  <p>quarter turn</p> </div> <div style="text-align: center;">  <p>half turn</p> </div> <div style="text-align: center;"> <p><b>clockwise</b></p>  </div> <div style="text-align: center;"> <p><b>anticlockwise</b></p>  </div> </div> <p>If the turn is in the same direction as the hands of a clock, it is <b>clockwise</b>.</p> <p>If the turn is in the opposite direction to the hands of a clock, it is <b>anticlockwise</b>.</p>	
three-quarter turn				
clockwise				
anticlockwise				
pattern				
sequence				
 visit <a href="https://www.twinkl.com">twinkl.com</a>	 <p>three-quarter turn</p>	 <p>full turn</p>		

This week's focus question: Did Pirates Roam the Cornish Sea?  
This week's Maths focus : Position and Direction/Co-ordinates  
SESSION 1 ACTIVE

## 60 Second Challenge


### Socks in the Box

Do you keep trying even if you struggle to match up a pair of socks?

#### The Physical Challenge

How many socks can you pair up and put in the box in 60 seconds?

Place unpaired socks 5 steps away from a box. Players run, match up a pair of socks and place them in the box.



**#StayHomeStayActive**

#### Equipment

Socks and a Box!

If you do not have a box use a bowl.

Throw in unpaired socks as red hearings.

#### Achieve Gold

20 pairs of socks



#### Achieve Silver

15 pairs of socks



#### Achieve Bronze

10 pairs of socks



This week's focus question: Did Pirates Roam the Cornish Sea?  
This week's Maths focus : Position and Direction/Co-ordinates  
SESSION 4 ENGLISH

## Great adverbs! adverbs are words which describe actions

### How?

angrily	joyously
anxiously	loudly
cautiously	madly
cheerfully	merrily
courageously	nervously
crossly	quickly
cruelly	sadly
defiantly	safely
doubtfully	shyly
elegantly	solemnly
enthusiastically	vivaciously
foolishly	weakly
frantically	well
gently	wildly
gladly	
gracefully	
happily	
hungrily	
inquisitively	
irritably	

### When?

afterwards  
again  
before  
beforehand  
early  
lately  
never  
now  
often  
punctually  
recently  
soon  
then  
today  
tomorrow  
yesterday

### How often?

always  
annually  
constantly  
daily  
hourly  
monthly  
never  
occasionally  
often  
once  
regularly  
repeatedly  
sometimes  
usually  
yearly

### Where?

above  
around  
away  
below  
down  
downstairs  
everywhere  
here  
inside  
outside  
there  
up  
wherever

### How much?

almost  
completely  
entirely  
little  
much  
rather  
totally  
very

### Other useful adverbs...

additionally	fittingly	insufficiently
appropriately	hence	suitably
consequently	however	therefore



WHAT'S ALL THE FUSS ABOUT CORNWALL?

This week's focus question: Did Pirates Roam the Cornish Sea?

This week's Maths focus : Position and Direction/Co-ordinates

"Avast Ye Landlubbers", bellowed Blackbeard \_\_\_\_\_ and \_\_\_\_\_.

\_\_\_\_\_ and \_\_\_\_\_, the boy hid from the scary, evil pirate.

The crew drank the grog \_\_\_\_\_ and \_\_\_\_\_.

\_\_\_\_\_ and \_\_\_\_\_, the smugglers counted their booty.

The Jolly Roger flag blew \_\_\_\_\_ and \_\_\_\_\_ in the wind.


**EXT: Now create your own sentences using the key words from Monday.**

AYE	JOLLY ROGER	BOOTY	AVAST YE	GROG	BOUNTY
CUTLASS	DOUBLOONS	SCALLYWAG	MUTINY	SCURVY	PARLAY

## WHAT'S ALL THE FUSS ABOUT CORNWALL?

This week's focus question: Did Pirates Roam the Cornish Sea?

This week's Maths focus : Position and Direction/Co-ordinates



## WHAT'S ALL THE FUSS ABOUT CORNWALL?

This week's focus question: Did Pirates Roam the Cornish Sea?

This week's Maths focus : Position and Direction/Co-ordinates

SESSION 5 ENGLISH STORY PROMPT



This week's focus question: Did Pirates Roam the Cornish Sea?  
 This week's Maths focus : Position and Direction/Co-ordinates  
 SESSION 5 ENQUIRY

## Battleships Grid Game

### Instructions

Put the following ships on your defensive grid by marking the appropriate letters horizontally or vertically.

Battleship (5 squares)



Rowboat (3 squares)

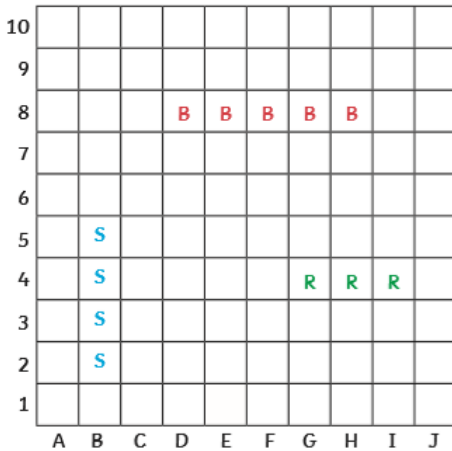


Ship (4 squares)



H = hit  
 M = miss

### My Ships



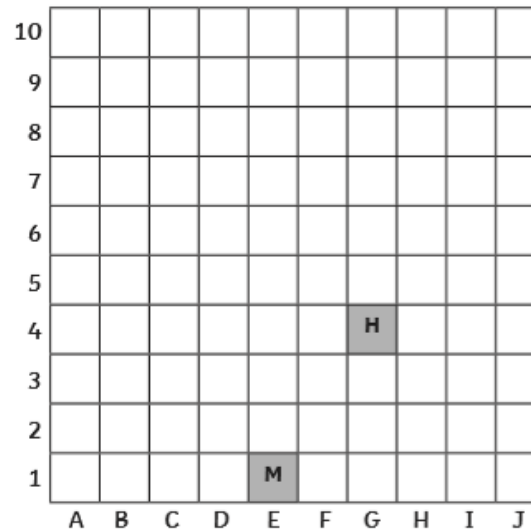
Both players mark their ships on their own 'My Ships' grid, following the guide above.

The player to go first calls out a position (i.e. G4). The other player replies by saying "hit" or "miss" depending on whether the position called out hit a square covered by one of their own ships. It is a good idea to cross out the parts of the ships that your enemy has hit.

The player who called out the position should mark a hit or a miss on the 'Enemy Ships' enemy grid to keep track of the shots taken. If the shot is a "hit", the player continues to call positions - otherwise the other player takes a turn. If the opposing player has scored hits on all squares covered by a ship, the defending player must call out "hit ...you sunk my battleship" (or whatever type of ship it was to be sunk).

The winner of the game must sink all the enemy ships!

### Enemy Ships




# WHAT'S ALL THE FUSS ABOUT CORNWALL?

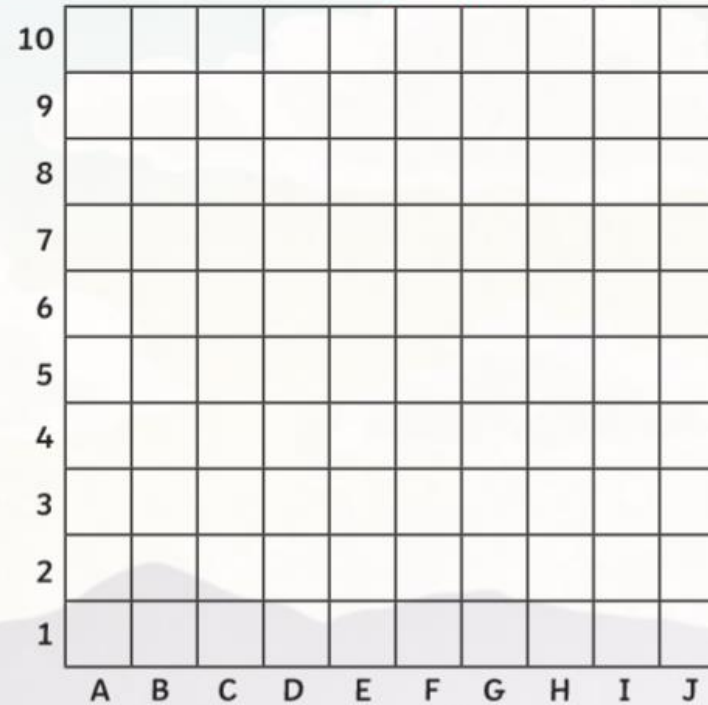
This week's focus question: Did Pirates Roam the Cornish Sea?

This week's Maths focus : Position and Direction/Co-ordinates

## My Ships



## Enemy Ships



**Battleship (5 squares)**

**Ships (4 squares)**

**Rowboat (3 squares)**

